

The Effects of Integrated Mathematics and Life Sciences Teaching on Primary School Students' Value Acquisition

Murat BAŞ¹ Bayram TAY² Neşe IŞIK TERTEMİZ³

Article Type

Original Research

International Journal of
Modern Education Studies

2021

Volume 5, No 2

Pages: 487-515

<http://www.ijonmes.net>
<http://dergipark.gov.tr/ijonmes>

Article Info:

Received : 22.10.2021

Revision : 04.11.2021

Accepted : 12.11.2021

Abstract:

A subject worth examining was the interdisciplinary approach's planning and application of two distinct disciplines and investigating the value acquisition inclinations of students who participated in the multidisciplinary approach. In this context, the problem sentence of the research is that: Does integrate mathematics and life sciences teaching have an effect on primary school 3rd-grade students' acquisition of honesty, respect, love, and helpfulness values?". The impact of integrated Mathematics and Life Sciences teachings in third grade on students' honesty, respect, love, and helpfulness value dispositions was studied using a quasi-experimental method with a pretest-posttest control group and the theme of "tolerance." As the data collection tools of the research, the "Honesty Value achievement Scale," "Love achievement Scale," "Respect achievement Scale," and "Helpfulness achievement Scale" was applied to the students in the sample. This research was conducted in three stages: preliminary preparations before application, integration of disciplines, lesson plan preparation, and actual application. There was a significant difference in favor of the experimental group when comparing students taught integrated mathematics and life sciences versus retrained students using a Ministry of National Education-approved course and workbook. In addition, there was a significant difference in favor of the post-test between the pretest-posttest scores of the honesty, respect, love, and helpfulness values belonging to the students in the experimental group taught integrated mathematics and life sciences.


Keywords:

Mathematics teaching, life science, integrated teaching, value acquisition.


Citation:

Baş, M., Tay, B. & Işık Tertemiz, N. (2021). The Integrated mathematics and life sciences teaching affect primary school students' value acquisition—International Journal of Modern Education Studies, 5(2), 487-515. <http://dx.doi.org/10.51383/ijonmes.2021.142>


¹Research Assistant, Kirsehir Ahi Evran University, Education Faculty, Kirsehir, Turkey. 1muratbas@gmail.com,

 Orcid ID: 0000-0003-3616-769X

² Prof. Dr, Kirsehir Ahi Evran University, Education Faculty, Kirsehir, Turkey. bayramtay@gmail.com,

 Orcid ID:0000-0003-2466-1527

³ Prof. Dr, Gazi University, Education Faculty, Ankara, Turkey. tertemiz@gazi.edu.tr.

 Orcid ID: 0000-0003-2001-2888

INTRODUCTION

The primary reason for civilizations' actions toward educational movements throughout history is the need to fulfill a demand for information in the geography they live in for survival. One may argue that the desire to know exists to improve societies' welfare levels and to live in better conditions. Its goal is to provide people with the fundamental knowledge, skills, and values they need to integrate into the geography and society in which they live. In this regard, societal requirements should determine the overarching goal of education. In *Some Thoughts Concerning Education*", Locke (1779) defines education as the most crucial phenomenon that marks the difference between societies. Indeed, when we examine the gradual changes in nations' social, cultural, and economic spheres from the past to the present, one of the primary catalysts for these changes in education. As a result, the quality-enhancing characteristics of curricula developed to raise the educational quality should be demonstrated structured.

When it comes to the twenty-first century, named the information age, society's expectations of the educational system have shifted. It is clear that, rather than learning more in alignment with the century's goals, the urge to acquire more practical skills takes precedence. With this reasoning, it is clear that how that is owned and used appropriately at the appropriate moments is as critical as the information that individuals possess today. In addition to these, it is necessary to be a civilized society to gain the civilized national values that every individual living in the community must have (Demirci Güler & Açıkgöz, 2019). Ekşi (2003) described values must have as the process of successfully teaching students academically and instilling fundamental values.

Schools have taken on the mission of providing students with the information, skills, and attitudes essential to live in peace with their society and the rest of the world because of their practitioner nature (Sözer & Yılmaz, 2019; Fidan & Erden, 2001). In this view, the planned and successful presentation of values education in primary school, the earliest stage of students' education, is critical for the healthy development of students' character and value achievements across their lives (Tahiroğlu & Tay, 2020). However, the ordinary deduction revealed by the study standard (2006), Lee and Zhou (2015), and Wei and Eisenhart (2011) are that students' academic performance in international comparison exams such as TIMSS and PISA, as well as in school, is contingent upon a firm grasp of value-based education.

Researchers discovered many distinct perspectives on values education (Nalçac 2016; Uzunkol & Yel 2016). When various techniques are studied, it becomes clear that some seek to instill the student's value directly. In contrast, others characterize a system representing or rejecting the matter described in the student's question weight (Aladağ, 2009). While some of these techniques are a part of the schools' open and hidden curricula, others offer planned classroom activities within the curriculum (Doğanay, 2006). Five approaches have been put forward about "About values education" by Superka (1973) as follows: *in the*

calculation, moral development, value clarification, behavior learning approach, and behavioral approach" (Cited by Superka, Ahrens and Hedstrom, 1976).

Oliver and Newmann (1967-1972), Shaver and Larkins (1973), and Metcalf (1971) created the value analysis approach utilized in this study to well-organized education. Organizing to the approach's understanding, students draw logical conclusions about values and apply their scientific process skills. Additionally, teachers assist students in conceptualizing values and conceptualizing through reason and logic.

For the ideal individuals that a civilized society wants to raise, there should be an education system that aims to develop knowledgeable and skilled individuals and have social and universal values per the needs of the age. This required educational system must answer the complex and interdisciplinary challenges resulting from the developments mentioned above. In this sense, during the mid-twentieth century, as the science of epistemology advanced and the boundaries established by the complexity of knowledge investigated, scientists and philosophers began to consider the possibility of constructing various integrations within their respective disciplines.

According to a literature review, integration studies for the interdisciplinary approach are on many curriculum elements. These integration studies are performed through science (Güven, 2012; White & Carpenter, 2008; Öztürk, 2019; Tekerek & Cebesoy, 2017; Yalçın, 2020; Cervetti, Barber, Dorph Pearson & Goldschmidt, 2012), social studies (Keçe & Merey 2011; Aladağ, 2009; Bolat, 2016; Güneş, 2007; Çelik, 2017; Aslan, 2017; Aladağ and Şahinkaya, 2013; Morris, 2008; Simon, 2015), Turkish (Şahbaz and Çekici, 2012; Hartzler, 2000; Demir, 2009), games and physical activities (Boyras, 2015), visual arts (Pehlivan, 2015; Trent & Riley, 2009), life sciences (Demirel, Tuncel, Demirhan & Demir, 2008), mathematics lessons (Özçelik & Semerci, 2016; Macit, 2020; Alp, 2010; Çelebi, 2020; Tertemiz & Çakmak, 2000; İpekçi, 2018; Turhan Türkkan, 2017) and values education (Katılmış, Ekşi & Öztürk, 2010; Çelik, 2017; Aslan, 2017). In addition, some studies have been conducted directly on teacher-student views (Whisenhunt, 2009; Obradovich, 2009; Guercio, 2003; Doğanay, Karakuş, & Bolat, 2013), and some of the studies are related to the application dimension of the interdisciplinary approach (Işık Tertemiz & Aslantaş, 2018; Ayvaz Tuncel, 2009; Taylor, 2011; Morris, 2008; Campbell and Henning 2010; McKenna, 2007; Karakuş and Aslan, 2016; Chan Man 2005; Aybek & Duman, 2003; Yıldırım, 1996). Experiments have demonstrated that integrating the curriculum with an interdisciplinary approach also contributes significantly to the education dimension. When the research stated above that used a multidisciplinary approach are examined, it becomes evident that science, Turkish, English, visual arts, and social sciences were the most commonly used disciplines (Tekerek & Cebesoy, 2017; Şahbaz & Çekici, 2012; Pehlivan, 2015; Keçe & Merey 2011). A review of the research mathematics discovered that there is no integration research with another subject, which is generally associated with a skill, attitude, or value (Macit, 2020; Çelebi, 2020). In addition, there was only one study regarding life sciences lessons.

As a result, it turns out that the limited number of studies on life sciences and mathematics courses are only single-disciplinary integration studies. However, while looking at research on other classes, it has been established that different studies are building interdisciplinary connections (Hartzler, 2000; Demir, 2009; Karakuş & Bolat, 2013; Tekerek & Cebesoy, 2017; Şahbaz & Çekici, 2012). As a consequence of these studies, the interdisciplinary approach positively adds to the students' value achievement. Various integration models recognize multidisciplinary activities in the teaching processes. A model for primary schools is identified by integrating the life science lesson, which is essential for individuals to sustain their lives. The mathematics lesson, which is critical to the continuation of life, begins with the history of humanity. The parallels and contrasts in the dimensions of skills and values that these two disciplines seek to impart to the individual indicate that integration has the qualities found in the literature. A mathematics lesson connects abstract symbols and the physical world (Tertemiz, 2017). The life science lesson is defined as based on collective education and give. It gives the characteristics of being a national citizen and an international citizen in an increasingly globalizing world (Tay, 2017). Based on these definitions, an examination of the curriculum of mathematics and life sciences lessons revealed that these two lessons have many common points under the principles of approach regarding the achievements, skills, and values they aim to bring to the student.

Furthermore, the common root values provided in both lessons will serve to emphasize the significant emphasis. The program's root values include the function of education systems is to bring justice, friendship, honesty, self-control, patience, respect, love, responsibility, patriotism, and benevolence to individuals. Root values should be given through teaching programs to fulfill this function. In this context, values were not a distinct learning area or unit in achieving the root values in the curriculum but rather as the ultimate objective of the educational process. Additionally, values education should establish a relationship with the subject, unit, and achievements (MEB, 2018). Interdisciplinary thematic studies provide students with skills that are difficult to acquire through traditional methods.

Additionally, because value judgments have begun to change in the modern-day, its significance to values education, which has gained prominence in recent years, has been proven via studies (Öztürk, 2009). When the 2017 and 2018 primary school curricula are compared, it is clear that values education is given a high priority under the title of root values (MEB, 2017; MEB, 2018). Indeed, under the title of values, included in all 2018 primary school curricula, we can state that the following definition supports the deduction: *"our values, which define our fundamental human characteristics, are the source of our power and the power that enables us to act in the routine flow of our lives and in resolving the problems we encounter"* (MEB, 2018). In this context, it is critical to employ an interdisciplinary approach, as advocated by studies (Katılmış, Ekşi & Öztürk, 2010; Çelik, 2017; Aslan, 2017) that have demonstrated a good impact on values education, particularly in mathematics and life sciences classes.

Examinations of applied mathematics and life sciences programs discovered inadequacies in analyzing the programs' accomplishments while using an interdisciplinary understanding of the subject (Pehlivan, 2015; Taylor, 2011). A subject worth examining was the multidisciplinary planning and application of two distinct disciplines around a theme and investigating the value acquisition inclinations of students who participated in the interdisciplinary context; the research problem is that: *Does Do the mathematics and life sciences teaching affect affected-grade students' acquisition of honesty, respect, love, and helpfulness values?*".

METHOD

Research Model

In the research, a quasi-experimental design with a pretest-posttest control group, designed under the theme of "tolerance," determined the effect of teaching integrated Mathematics and Life Sciences lessons in the third grade of primary school on students' honesty, respect, love, and helpfulness value tendencies. Experimental research is a type of study where the researcher examines data to uncover the cause-and-effect relationship by establishing the necessary conditions (Christensen, Johnson & Turner, 2015). As implied by this definition, the control aspect is a critical component of experimental studies, and empirical research differs from non-experimental quantitative research in this regard (Howitt & Cramer, 2004: 132). In this research, quasi-experimental design, one of the experimental designs, was used. Quasi-experimental methods are the natural practical ways of scientific value (Manion, Cohen & Morrison 1997: 298). The quasi-experimental design employ scenarios where the controls required by natural experimental techniques are unavailable or even insufficient (Creswell, 2003: 167; Howitt & Cramer, 2004: 133). Due to the impossibility of randomly assigning students to the groups for the experimental design in this study.

The Population and the Study Group of the Research

This study utilized the study population and the group study. The multi-stage sampling method identified students in the 3rd grade of primary schools in Kırşehir city center. The first step employed a purposive sampling method. In cooperation with the provincial directorate of national education, primary schools in the city center were listed as low, medium, and high, considering the socio-economic level and success dimensions. School applications were chosen randomly from middle-level schools to ensure population representation and avert excessive impacts. The second step determined the study groups. A simple random sampling method decided the study's experimental and control groups at this stage. This stage established collaboration with school administration, and value scales were used as a pretest to eight classes with 3rd graders. Pretest findings selected two types

randomly in five categories. Following that, one class was designated as the "experimental group," while the other was the "control group."

Regarding the gender distribution of the students forming the experimental group, female students constituted 59.4% of the group, while male students constituted 40.6%. In terms of gender, female students constituted 52.9%, and male students constituted 47.1% of the control group. In terms of the gender distribution of the experimental and control groups, students female students account for 62.1 % of the enrollment, while male students account for 37.9 %.

Determination of Equivalence of Study Groups

To determine the equivalence of the groups before the experimental procedure, the "Honesty Value Acquisition Scale," "Respect Value Acquisition Scale," "Love Value Acquisition Scale," and "Helpfulness Achievement Scale" were applied as pretests. The pretest results were examined to determine which test to use to evaluate group equivalence to see if they showed a normal distribution. Examination of the values ascertained that the pretest data for the experimental and control groups were statistically within the normal distribution limits. Based on this finding, the "independent sample t-test," a type of parametric test, was employed to determine the experimental and control groups' equivalence before the experiment—table 1, Table 2, Table 3, and Table 4 display the independent sample t-test.

Table 1. *Pre-Test Descriptive Statistics Scores of Experimental and Control Group Students' on the Honesty Value Acquisition Scale*

	N	X	sd	se	sd	t	p
Experimental	32	1.50	.31	.05	64	-1.02	.310
Control	34	1.59	.39	.07			

$p > .05$

Table 2. *Pre-Test Descriptive Statistics Scores of Experimental and Control Group Students' on the Love Value Acquisition Scale*

	N	X	sd	se	sd	t	p
Experimental	32	1.67	.32	.06	64	-.634	.528
Control	34	1.73	.43	.07			

$p > .05$

Table 3. Pretest Descriptive Statistics Scores of Experimental and Control Group Students' on the Respect Value Acquisition Scale

	N	X	sd	Se	sd	t	p
Experimental	32	1.67	.32	.06	64	-.179	.859
Control	34	1.69	.20	.04			

$p > .05$

Table 4 Pre-Test Descriptive Statistics Scores of Experimental and Control Group Students' on the Helpfulness Value Acquisition Scale

	N	X	sd	Se	sd	t	p
Experimental	32	1.62	.37	.06	64	-.920	.361
Control	34	1.72	.50	.08			

$p > .05$

Examination of Table 1, Table 2, Table 3, and Table 4 shows that the independent sample t-test used to determine the equivalence of the research groups' honesty value acquisition scores, love achievement scores, respect achievement scores, and helpfulness achievement scores showed that there is no significant difference between the research groups' honesty value acquisition scale pretest mean scores ($t_{64} = -1.02$; $p > .05$), love value acquisition scale pretest mean scores ($t_{64} = -.634$; $p > .05$), respect value acquisition scale pretest mean scores ($t_{64} = -.179$; $p > .05$) and the helpfulness value acquisition scale pretest mean scores ($t_{64} = -.920$; $p > .05$). According to this finding, the study groups were comparable in terms of honesty, love, respect, and helpfulness value acquisition scores; in other words, the research groups were equivalent before the experimental process.

Data Collection Tools and Process

As the data collection tools of the research, the "Honesty Value achievement Scale," "Love achievement Scale," "Respect achievement Scale," and "Helpfulness achievement Scale" was applied to the students in the sample. The data collection tools used in the research were from Sarmusak (2011). For all scales, the scoring of the items follows the 3-point Likert type scale as: "always" (3), "occasionally" (2), and "never" (1). In negative statements, the scoring followed the opposite direction. Comments are organized and

translated into a measurement throughout the construction of the Scale. The data collection tools and their features used in the study are below.

Honesty Value Acquisition Scale

The Scale is one-dimensional and consists of 9 items—the load values of the items in the scale range between .328 and .689. The Cronbach alpha internal consistency coefficient was calculated using item analysis to verify the reliability of the researchers' scale scores. The reliability level of the Scale is .880. In this study, the reliability level of the Scale was .869.

Love Value Acquisition Scale

The Scale is one-dimensional and consists of 14 items—the Load values of the items in the scale range between .325 and .715. The Cronbach alpha internal consistency coefficient was calculated using item analysis to verify the reliability of the researchers' scale scores. The reliability level of the Scale is .773. In this study, the reliability level of the Scale was .826.

Respect Value Acquisition Scale

The Scale is one-dimensional and consists of 11 items—the load values of the items in the scale range between .412 and .679. The Cronbach alpha internal consistency coefficient was calculated using item analysis to verify the reliability of the researchers' scale scores. The reliability level of the Scale is .732. In this study, the reliability level of the Scale was .772.

Helpfulness Value Acquisition Scale

The Scale is one-dimensional and consists of 12 items—the load values of the items in the scale range between .388 and .644. The Cronbach alpha internal consistency coefficient was calculated using item analysis to verify the reliability of the researchers' scale scores. The reliability level of the Scale is .834. In this study, the reliability level of the Scale was .851.

Application Process of the Research

This research was conducted in three stages: preliminary preparations before application, integration of disciplines, lesson plan preparation, and actual application.

Preparations before application

Before implementation, the researchers studied the literature on integrated curriculum methods and an integrated lesson plan (Fogarty, 1991; Loepp, 1999; Drake & Burns, 2004). And the shared model, one of the multidisciplinary models included in

Fogarty's (1991) interdisciplinary approach model, was used in this study. In the study, the shared model assisted in making the integrated mathematics and life sciences lesson functional. The literature review contains the class plans to be prepared and the activities included in the plans (Beane, 1991; Drake & Burns, 2004; Işık Tertemiz, 2004; Yıldırım, 1996). Additionally, a thorough examination of primary school 3rd-grade mathematics and life sciences lesson curricula consulted field experts and primary school 3rd-grade teachers. The most appropriate content and accomplishments came from expert opinions. Then the achievements were associated with an 8-week-long application curriculum, taking the time allocated to achievements and content into account. Finally, the experimental group, which received integrated mathematics and life sciences teaching, and the control group, which received instruction using the Ministry of National Education-approved course and workbook, were randomly selected from two third-grade primary school classes.

Integration of disciplines and preparation of lesson plan

The curriculum utilized the following steps: choosing a format, defining a title or topic, brainstorming using the concept wheel, generating key questions, integrating key questions with skills and assessments, organizing daily activities, and conducting final evaluations. Before designing the curriculum using an interdisciplinary approach, teacher interviews assessed the research group's students' levels, characteristics, and needs. Subsequently, tolerance was chosen as the theme name because it symbolized the shared integration model and brought the qualities of honesty, respect, love, and helpfulness together under a single framework. Mathematics and life science achievements were analyzed after conducting the required preliminary examinations and ensuring compliance with applicable environmental standards. While making these analyses, the researcher and two field expert academics determined the achievements integrated with a joint decision. Another stage was reaching a consensus with the application classes' teachers by discussing the selected achievements to be incorporated. Then, question design encouraged students to learn natural connections across disciplines. Thus, it is easier for students to understand the administrative center of the unit. During a subsequent stage, evaluation activities established natural links across disciplines and associated these links with the achieved results. The lesson plans developed with this stage began with an introduction (attracting attention, initiating prior knowledge, motivating, informing about the target) for the achievements. They included (the course duration, the theme, achievement definitions, the method, technique, and strategy). And then, it was meticulously designed, with sections for development (activities, interim summaries, interim transitions, and sections for the conclusion (final summary, re-motivation, closing, evaluation).

Additionally, activities that included value teaching according to the associated achievements were designed and distributed in conjunction with the 8-week curriculum, considering the teaching periods specified and expert opinions. At the same time, eight-week lesson plans ran concurrently with eight weeks of practice, which were within the framework of the designed theme. Each project consists of one week of integrated mathematics (5 lesson hours) and life sciences (3 lesson hours). A total of 64 lesson hours resulted from 8 lessons planned at 8 hours each. Curriculum implementation was in the

pilot within the framework of a one-week project. The results were favorable in terms of time management, the appropriateness of the activities for the students' levels, and the evaluation of students' attitudes about the lesson itself.

Actual application

This study was planned as 8-week quantitative research for 3rd graders in primary school. During the foremost application step of the study, the "Honesty Value Acquisition Scale," "Love Value Acquisition Scale," "Respect Value Acquisition Scale," and "Helpfulness Value Acquisition Scale" was applied in the experimental and control groups for pretest applications. As the application process took place, the researcher carried mathematics and life sciences lessons in the experimental and control groups. The researcher integrated mathematics and life sciences lesson activities prepared in the experimental group in this context. In contrast, the teacher's guidebooks and student books were the control group to teach the lessons. At the end of the eight-week application, the "Honesty Value Acquisition Scale," "Love Value Acquisition Scale," "Respect Value Acquisition Scale," and "Helpfulness Achievement Scale" was re-applied to the experimental and control groups as a post-test. The SPSS-26 program analyzed collected data; the results are under the heading.

Data analysis

The experimental and control groups' pretest and post-test scores identify a statistically significant difference between the dependent and independent variables in the study and normal distribution using various criteria. In this context, since the group size of each of the independent variables is above thirty (30), Shapiro-Wilk values, Skewness-Kurtosis values, coefficients of variation, histogram graphics, Detrended Normal Q.Q. Plot graphics, Normal Q.Q. Plot graphics and Boxplot graphics helped understand whether the data show a normal distribution in the analysis. In conclusion, the Dependent Sample t-Test and Independent Sample t-Test found normal distribution.

Ethical considerations

In this study, all rules fall within the scope of "Higher Education Institutions Scientific Research and Publication Ethics Directive." None of the actions displayed under the title "Actions Against Scientific Research and Publication Ethics," the second part of the directive, were taken.

Ethical review board name: Kırşehir Ahi Evran University Social and Human Sciences Scientific Research and Publication Ethics Committee

Date of ethics review decision: 16.09.2021

Ethics assessment document issue number: 2021/6/11

RESULTS

Presentation of findings occurs under the following sub-headings, which correspond to the information gathered regarding the root values (honesty, respect, love, and helpfulness) discussed in the research.

Comparison of Experimental and Control Group Students' Post-Test Mean Scores on the "Honesty Value Acquisition Scale"

The sub-problem of the research is as follows: *Is there a significant difference between the post-test mean scores of the "Honesty Value Acquisition Scale" belonging to the students in the experimental group and the control group?"*.

The normal distribution of the data found there was a statistically significant difference between the mean scores on the "Honesty Value Acquisition Scale" post-test of students in the experimental group and the control. The data showed normal distribution, and the "independent sample t-test" was used.

Table 5. *Independent Sample t-Test Results of Experimental and Control Group Students' Post-Test Scores of Honesty Value Acquisition Scale*

	N	X	sd	se	sd	t	p
Experimental	32	2.78	.11	.02	64	-1.365	.177
Control	34	2.83	.17	.03			

$p > .05$

After conducting an "independent sample t-test," it was discovered that there is no statistically significant difference between the post-test mean scores of the Honesty Value Acquisition Scale obtained by students in the experimental group that received integrated mathematics and life sciences instruction in the third grade of primary school and the control group that received instruction based on the course and workbook approved by the Ministry of National Education ($t_{64} = -1.365$; $p > .05$).

Comparison of Experimental Group Students' Pretest and Post-Test Mean Scores on "Honesty Value Acquisition Scale"

The sub-problem of the research is as follows: *"Is there a significant difference between pre-and post-test mean scores on the "Honesty Value Acquisition Scale" for students in the integrated mathematics and life sciences of third-grade primary school?"*

Normal distribution of the data examined whether there is a significant difference between the pretest and post-test mean scores of the experimental group's primary school third-grade students in integrated mathematics and life sciences on the "Honesty Value achievement Scale." The data showed a normal distribution, and the "dependent sample" t-test" was applied. Table 6 lists the dependent sample t-test results.

Table 6. *Dependent Sample t-Test Results of the Experimental Group Students on the Pretest and Post-Test of Honesty Value Acquisition Scale*

	N	X̄	sd	se	sd	t	p
Pretest	32	1.50	0.31	0.05	32	-19.698	.000
Posttest	32	2.78	0.11	0.02			

$p < .05$

Table 6 analysis results showed a significant difference between the pretest and post-test mean scores of the Honesty Value Acquisition Scale belonging to the 32 primary school 3-grade students in the experimental group. Integrated mathematics and life sciences teaching were ($t_{32} = -19.698$; $p < 0.05$). Since the post-test arithmetic mean (2.78) of the Honesty Value achievement Scale of the experimental group students is higher than the pretest arithmetic mean (1.50) of the Honesty Value Acquisition Scale, the significant difference is in favor of the post-test.

Comparison of Control Group Students' Pre-Test Post-Test Mean Scores on "Honesty Value Acquisition Scale"

The sub-problem of the research is as follows: "Is there a significant difference between the pretest and post-test mean scores of the control group students on the "Honesty Value achievement Scale"?"

The normal distribution of the data examined whether there is a significant difference between the "Honesty Value Acquisition Scale" pretest and post-test mean scores of the control group's primary school third-grade students in integrated mathematics and life sciences. The data showed a normal distribution, and the "dependent sample" t-test" was applied. Dependent sample t-test results are in Table 7.

Table 7. *Dependent Sample t-Test Results of the Control Group Students on Pre-Test and Post-Test of Honesty Value achievement Scale*

	N	X̄	sd	se	sd	t	p
Pretest	34	1.59	0.39	0.67	33	-17.035	.000
Posttest				0.29			
t	34	2.83	0.17				

$p < .05$

The pretest and post-test mean scores of the Honesty Value Acquisition Scale for the 34 students in the control group ($t_{33} = -17.035$; $p < 0.05$), demonstrate a significant difference ($t_{33} = -17.035$; $p < 0.05$). Since the post-test arithmetic mean (2.83) of the Honesty Value

Acquisition Scale belonging to the experimental group students is higher than the pretest arithmetic mean (1.59), the significant difference favors the post-test. This result proves that mathematics and life sciences teaching implemented in the third grade with the conventional approach significantly impact the students' achievement of honesty value.

Comparison of "Love Value Acquisition Scale" Post-Test Mean Scores of Experimental and Control Group Students

The research's sub-problem is: "Is there a significant difference between the post-test mean scores of the "Love Achievement Scale" of students in the experimental group and the control?"

To determine whether there is a statistically significant difference between the mean scores on the "Love Value Acquisition Scale" post-test of the students in the experimental group and the control group, the normal distribution of the data was checked. It was determined that the data showed normal distribution, and the "independent sample t-test" was used — table 8. List the independent sample t-test results.

Table 8. *Independent Sample t-Test Results of Experimental and Control Group Students' Post-Test Scores of Love Value achievement Scale*

	N	X	sd	se	sd	t	p
Experimental	32	2.95	.28	.05	66	5.053	.000
Control	34	2.64	.22	.04			

P<.05

After conducting an "independent sample t-test," it was discovered that there is a statistically significant difference between the post-test mean scores of the Love Value Acquisition Scale obtained by students in the experimental group and the control group ($t_{66}=5.053$; $p<.05$). Because the Love Value achievement Scale (2.95) arithmetic means for the experimental group students was higher than the arithmetic means of the Love Value achievement Scale (2.64) for the control group students, the statistically significant difference was in favor of the experimental group students. Using this difference as evidence, we may conclude that integrated mathematics and life sciences activities implemented in the third grade of primary school significantly impact students' achievement of love value.

Comparison of Experimental Group Students' Pre-Test & Post-Test Mean Scores on the "Love Value Acquisition Scale"

The sub-problem of the research is as follows: *"Is there a significant difference between the pretest and post-test mean scores of the "experimental group students" on the Love Value Acquisition Scale?"*

To determine whether there is a statistically significant difference between the mean scores on the "Love Value Acquisition Scale" pretest and post-test of the students in the experimental group, the normal distribution of the data was checked. It was determined that the data showed normal distribution, and the "dependent sample t-test" was used. — table 9 lists dependent sample t-test results.

Table 9. *Dependent Sample t-Test Results of the Experimental Group Students on the Pretest and Post-Test of Love Value achievement Scale*

	N	X	sd	se	sd	t	p
Pretest	32	1.67	0.32	0.57	31	-18.062	.000
Posttest	32	2.95	0.28	0.50			

$p < .05$

Table 9 analysis results showed a significant difference between the pretest and post-test mean scores of the Love Value Acquisition Scale belonging to the 32 primary school 3-grade students in the experimental group was carried out ($t_{31} = -18.062$; $p < 0.05$). Since the post-test arithmetic mean (2.95) of the Love Value Acquisition Scale belonging to the experimental group students is higher than the pretest arithmetic mean (1.67) of the Love Value Acquisition Scale, the significant difference is in favor of the post-test. This difference can highlight that integrated mathematics and life sciences activities implemented in the third grade of primary school significantly impact students' achievement of love value.

Comparison of Control Group Students' Pre-Test & Post-Test Mean Scores on the "Love Value Acquisition Scale"

The sub-problem of the research is as follows: *"Is there a significant difference between the pretest and post-test mean scores of the control group students on the Love Value Acquisition Scale?"*

To test whether there is a significant difference between the "Love Value Acquisition Scale" pretest and post-test mean scores of the control group's primary school third-grade students who were taught integrated mathematics and life sciences; first of all, the normal distribution of the data was examined, and it was determined that the data showed a normal

distribution, and the "dependent sample" t-test" was applied. Table 10 lists the dependent sample t-test results.

Table 10. *Dependent Sample t-Test Results of the Control Group Students on the Pretest and Post-Test of Love Value Acquisition Scale*

	N	X̄	sd	se	sd	t	p
Pretest	34	1.73	0.43	0.73	33	-10.883	.000
Posttest	34	2.64	0.22	0.37			

$p < .05$

When the analysis results are examined, Table 10 shows that there is a significant difference between the pretest and post-test mean scores of the Love Value Acquisition Scale belonging to the 34 students in the control group ($t_{31} = -10.883$; $p < .05$). Since the post-test arithmetic mean (2.64) of the Love Value Acquisition Scale belonging to the experimental group students is higher than the pretest arithmetic mean (1.73) of the Love Value Acquisition Scale, the significant difference is in favor of the post-test. The difference shows that traditional teaching per the constructivist approach applied in the third grade of primary school substantially affects students' love value achievements.

Comparison of Experimental and Control Group Students' Post-Test Mean Scores on the "Respect Value Acquisition Scale"

The sub-problem of the research is as follows: "Is there a significant difference between the post-test mean scores of the "Respect Value Acquisition Scale" belonging to the students in the experimental group and the control group?".

To determine whether there is a statistically significant difference between the mean scores on the "Respect Value Acquisition Scale" post-test of the students in the experimental group and the control group, the normal distribution of the data was checked. It was determined that the data showed normal distribution, and the "independent sample t-test" was used. Independent sample t-test results are given in Table 11.

Table 11. *Independent Sample t-Test Results of Experimental and Control Group Students' Post-test Scores of Respect Value Acquisition Scale*

	N	X̄	sd	se	sd	t	p
Experimental	32	2.23	.17	.03	64	2.939	.005
Control	34	2.10	.18	.03			

$p < .05$

After conducting an "independent sample t-test," it was discovered that there is a statistically significant difference between the post-test mean scores of the Respect Value Acquisition Scale belonging to the students in an experimental group and the control group ($t_{64}=2.939$; $p<.05$). Since the arithmetic means of the Respect Value Acquisition Scale (2.23) for the experimental group, students were higher than the arithmetic means of the Respect Value Acquisition Scale (2.10) for the control group students; the statistically significant difference was in favor of the experimental group students. This difference shows that integrated mathematics and life sciences activities implemented in the third grade of primary school significantly impact students' achievement of respect value.

Comparison of Experimental Group Students' Pre-Test Post-Test Mean Scores on "Respect Value Acquisition Scale"

The sub-problem of the research is as follows: *"Is there a significant difference between the pretest and post-test mean scores of the experimental group students on the "Respect Value Acquisition Scale"?"*

To test whether there is a significant difference between the "Respect Value Acquisition Scale" pretest and post-test mean scores of the experimental group's primary school third-grade students who were taught integrated mathematics and life sciences; first of all, the normal distribution of the data was examined, and it was determined that the data showed a normal distribution and then, the "dependent sample" t-test" was applied. Table 12 lists the dependent sample t-test results.

Table 12. *Dependent Sample t-Test Results of the Experimental Group Students on the Pretest and Post-Test of Respect Value Acquisition Scale*

	N	X	sd	se	sd	t	p
Pretest	32	1.67	0.32	0.57	31	-8.129	.000
Posttest	32	2.23	0.17	0.30			

$p<.05$

Table 12 analysis results showed a significant difference between the pretest and post-test mean scores of the Respect Value Acquisition Scale belonging to the 32 primary school 3-grade students in the experimental group. Integrated mathematics and life sciences teaching was carried out ($t_{32}=-8.129$; $p<.05$). Since the post-test arithmetic mean (2.23) of the Respect Value Acquisition Scale belonging to the experimental group is higher than the pretest arithmetic mean (1.67), the significant difference favors the post-test. This difference shows that integrated mathematics and life sciences activities implemented in the third grade of primary school substantially impact students' achievement of respect value.

Comparison of Control Group Students' Pre-Test & Post-Test Mean Scores on "Respect Value Acquisition Scale"

The sub-problem of the research is as follows: *"Is there a significant difference between the pretest and post-test mean scores of the control group students on the "Respect Value Acquisition Scale"?"*

To test whether there is a significant difference between the pretest and post-test mean scores on the "Respect Value Acquisition Scale" belonging to the control group students; first of all, the normal distribution of the data was examined, and it was determined that the data showed a normal distribution and then, the "dependent sample" t-test" was applied. Dependent sample t-test results are given in Table 13.

Table 13. *Dependent Sample t-Test Results of the Control Group Students on Pre-Test and Post-Test of Respect Value achievement Scale*

	N	X	sd	se	sd	t	p
Pretest	34	1.69	0.20	0.03	33	-8.812	.000
Posttest	34	2.08	0.17	0.03			

$p < .05$

Table 13 shows that there is a significant difference between the pretest and post-test mean scores of the Respect Value Acquisition Scale belonging to the 34 students in the control group, whose lessons are taught according to the course and workbook approved by the Ministry of National Education ($t_{33} = -8.812$; $p < 0.05$). Since the post-test arithmetic mean (2.08) of the Respect Value Acquisition Scale belonging to the control group students is higher than the pretest arithmetic mean (1.69) of the Respect Value Acquisition Scale, the significant difference is in favor of the post-test. This difference shows that teaching mathematics and life sciences with a traditional approach substantially increases students' Respect Value Achievements.

Comparison of Experimental and Control Group Students' Post-Test Mean Scores on the "Helpfulness Value Acquisition Scale"

The sub-problem of the research is as follows: *"Is there a significant difference between the post-test mean scores of the "Helpfulness Value Acquisition Scale" belonging to the students in the experimental group and the control group?"*

To determine whether there is a statistically significant difference between the post-test mean scores on the "Helpfulness Value Acquisition Scale" belonging to the students in the experimental group and the control group, the normal distribution of the data was checked.

Then, it was determined that the data showed normal distribution, and the "independent sample t-test" was applied. Table 14 lists the independent sample t-test results.

Table 14. *Independent Sample t-Test Results of Experimental and Control Group Students' Post-Test Scores of Helpfulness Value Acquisition Scale*

	N	X	sd	se	sd	t	p
Experimental	32	2.59	.34	.06	64	10.459	.000
Control	34	1.92	.15	.03			

P<.05

After conducting an "independent sample t-test," it was discovered that there is a statistically significant difference between the post-test mean scores of the Helpfulness Value Acquisition Scale belonging to the students in the experimental group that received integrated mathematics and life sciences instruction in the third grade of primary school and the control group that received instruction based on the course and workbook approved by the Ministry of National Education ($t_{64}=10.459$; $p<.05$). The Helpfulness Value Acquisition Scale (2.59) for the experimental group students was higher than the arithmetic mean of the Helpfulness Value Acquisition Scale (1.92) for the control group students. The statistically significant difference was in favor of the experimental group students. This difference indicates that integrated mathematics and life sciences activities implemented in the third grade of primary school significantly impact students' achievements of helpfulness value.

Comparison of Experimental Group Students' Pre-Test & Post-Test Mean Scores on the "Helpfulness Value Acquisition Scale"

The sub-problem of the research is as follows: "Is there a significant difference between the pretest and post-test mean scores of the experimental group students on the "Helpfulness Value Acquisition Scale"?"

To test whether there is a significant difference between the pretest and post-test mean scores on the "Helpfulness Value Acquisition Scale" belonging to the experimental group's primary school third-grade students who were taught integrated mathematics and life sciences; first of all, the normal distribution of the data was examined, and it was determined that the data showed a normal distribution, and the "dependent sample" t-test" was applied. Table 15 lists the dependent sample t-test results.

Table 15. *Dependent Sample t-Test Results of the Experimental Group Students on Pre-Test and Post-Test of Helpfulness Value Acquisition Scale*

	N	X	sd	se	sd	t	p
Pretest	32	1.62	0.37	0.66	31	-8.398	.000
Posttest	32	2.59	0.34	0.60			

$p < .05$

Table 15 analysis results showed a significant difference between the pretest and post-test mean scores of the Helpfulness Value Acquisition Scale belonging to the 32 primary school 3-grade students in the experimental group. Integrated mathematics and life sciences teaching were ($t_{31} = -8.398$; $p < 0.05$). Since the post-test arithmetic mean (2.59) of the Helpfulness Value Acquisition Scale belonging to the experimental group students is higher than the pretest arithmetic mean (1.62) of the Helpfulness Value Acquisition Scale, the significant difference is in favor of the post-test. This difference can highlight that integrated mathematics and life sciences activities implemented in the third grade of primary school significantly impact students' achievement of helpfulness value.

Comparison of Control Group Students' Pre-Test & Post-Test Mean Scores on the "Helpfulness Value Acquisition Scale"

The sub-problem of the research is as follows: "Is there a significant difference between the pretest and post-test mean scores of the control group students on the "Helpfulness Value Acquisition Scale"?"

To test whether there is a significant difference between the pretest and post-test mean scores on the "Helpfulness Value Acquisition Scale" belonging to the control group,; first of all, examined the normal distribution of the data, which identified a normal distribution and then, the "dependent sample" t-test" was applied. Table 16 lists the dependent sample t-test results.

Table 16. *Dependent Sample t-Test Results of the Control Group Students on Pre-Test and Post-Test of Helpfulness Value achievement Scale*

	N	X	sd	se	sd	t	p
Pretest	34	1.72	0.50	0.86	33	-2.012	.052
Posttest	34	1.92	0.15	0.26			

$p > .05$

According to the results of the "independent sample t-test," it is seen that there is no significant difference between the pretest and post-test mean scores of the control group

students who were taught according to the course and workbook approved by the Ministry of National Education on the Helpfulness Value Acquisition Scale ($t_{33}=-2.012$; $p>.05$). The mathematics and life sciences lessons taught according to the course and workbook approved by the Ministry of National Education do not significantly affect the Helpfulness Value Achievements of the control group students during the implementation.

DISCUSSION and CONCLUSION

There was a significant difference in favor of the experimental group between the primary school third-grade students in the experimental group compared to the control group students. This result shows that integrated mathematics and life sciences teaching is significantly more effective than the current practice in increasing students' respect, love, and helpfulness values. In addition, students in the experimental group favored the post-test between the pretest-post-test scores of the honesty, respect, love, and helpfulness values belonging to the students in the experiment. In this context, integrated mathematics and life sciences teaching increase the students' achievement levels of being honest, respectful, love and helpful at a positive level. Indeed, Aslan (2017) and Aladağ (2009) found that integrated education enhances students' value tendency levels in their studies. Generally, the research results are similar to the studies in the literature.

With an integrated teaching method, it is critical to approach processes in a more structured and planned manner while still taking into account the necessities of social life and the society's expectations from individuals (Weidenfeld, 2002; Coşkun & Yıldırım, 2009). The relationship between behavior and value can be evaluated in various ways, depending on the methodologies used by multiple disciplines (Keskin, 2014). As a result of this understanding, the integrated teaching approach enables students to synthesis numerous fields with distinct aspects, expanding their perspectives and increasing their achievement of honesty, respect, love, and helpfulness values. In this way, this study demonstrates that integrating life sciences and mathematics courses around tolerance matches expectations for enhancing the honesty, respect, love, and helpfulness values stated in the literature.

On the other hand, the effectiveness of the applied integrated curriculum is the significant difference in favor of post-tests between the pretest and post-test scores on the honesty, respect, and love value scales belonging to the experimental group in which mathematics course integrated with the life sciences course, and the control group (independently taught studies) according to the class and workbook approved by the Ministry of National Education. The experimental group and the control group according to the course and workbook approved by the Ministry of National Education, the student's achievement levels of honesty, respect, and love values increased significantly.

This study determined no significant difference in the level of honesty value acquisition between the experimental group and the control group. In addition, students in the control group did not increase the value of helpfulness during the application period of

the research. As a result, the cause for this is linked to the duration of the application because the acquisition of affective acquisitions may take a long time. Sam and Ernest (1997) classified values as epistemological, social and cultural, and personal. They described the importance of justice, helpfulness, and honesty, which they categorized as social and cultural values, as values that disclose individuals' responsibilities to society. In this sense, the reason for the difference between the post-test mean scores of the experimental group and the control group and the lack of significant difference between the pretest and post-test mean scores of the control group students can explain the fact that, while subjects were integrated into the experimental group using the integrated curriculum, the values were transferred to students more effectively through activities centered on the tolerance value chosen as a theme appropriate for the research. On the other hand, in the control group, we can deduce that the honesty value did not find a good place in the curriculum.

Another point of view is that effective learning takes longer than cognitive and psychomotor learning. Farrer (2000) and Ernest (1989) highlight that subject taught and the learning methods selected follow the values for students to acquire adequate understanding. Moreover, according to Hawkes (2007), it is feasible for students to learn values by developing relationships with the natural and problematic situations that arise from their participation in social life. Considering this condition, it is possible to explain why there was no statistically significant change between the pretest and post-test mean scores of control group students on the helpfulness value acquisition scale.

The applied mathematics and life sciences curricula have been created with a constructivist approach. However, the curricula's values were given as root values and were not associated with the achievements. Even though it has received a great deal of criticism in this regard, several studies have demonstrated that lessons delivered in line with the nature of constructivist understanding lead to an increase in the value tendency levels of students (Köstekçi, Kurupınar, & Kırıl, 2016; Demir, 2018). As a result, the increased value tendency levels favoring the post-test t in the research's control group supports the literature. The effectiveness of the integrated curriculum applied in this study explains the significant difference between the achievement levels of respect, love, and helpfulness values of the experimental group students and those levels of the control group students.

REFERENCES

- Aladağ, E., & Şahinkaya, N. (2013). Sınıf öğretmen adaylarının grafikler ile ilgili görüşleri [Opinions of pre-service classroom teachers about graphics]. *Adıyaman Üniversitesi Sosyal Bilimler Enstitüsü Dergisi*, (15), 309-328.
- Aladağ, S. (2009). *İlköğretim sosyal bilgiler öğretiminde değer eğitimi yaklaşımlarının öğrencilerin sorumluluk değerini kazanma düzeyine etkisi* [The effect of value education approaches in primary school social studies teaching on the level of students gaining the value of responsibility]. Doctoral Dissertation, Gazi Üniversitesi. Ankara.

- Alp, E. (2010). *Disiplinlerarası öğretim yaklaşımının öğrencilerin olasılık konusundaki akademik başarılarına ve öğrenmenin kalıcılığına etkisi* [The effect of interdisciplinary teaching approach on students' academic achievement in probability and permanence of learning]. Unpublished Master Dissertation, Karadeniz Teknik Üniversitesi, Trabzon.
- Aslan, S. (2017). *Çokkültürlü eğitime dayalı olarak geliştirilen disiplinlerarası öğretim programı aracılığıyla öğrencilerde hoşgörü değerinin ve eleştirel düşünme becerisinin geliştirilme sürecinin incelenmesi: Bir durum çalışması*. [Examining the development process of tolerance value and critical thinking skills in students through the interdisciplinary curriculum developed based on multicultural education: A case study]. Unpublished Doctoral Dissertation, Çukurova Üniversitesi, Adana.
- Aybek, B. ve Duman, B. (2003). Süreç temelli ve disiplinler arası öğretim yaklaşımlarının karşılaştırılması. [Comparison of process-based and interdisciplinary teaching approaches]. *Muğla Üniversitesi, Sosyal Bilimler Enstitüsü Dergisi*, 11, 1-12
- Ayvaz Tuncel, Z. (2009). *Bütünleştirilmiş program uygulamasının ilköğretim 4. sınıf öğrencilerinin sosyal gelişim becerilerine etkisi*. [The effect of integrated curriculum application on social development skills of primary school 4th grade students]. Unpublished Master Dissertation. Sosyal Bilimler Enstitüsü, Hacettepe Üniversitesi. Ankara.
- Beane, J. (1991). The middle school: The natural home of an integrated curriculum. *Educational Leadership*, 49(2), 9-13.
- Bolat, Y. (2016) *Kavram temelli disiplinler arası yaklaşıma göre tasarlanan ünitenin otantik değerlendirmesine yönelik bir eylem araştırması* [An action research for the authentic evaluation of the unit designed according to the concept-based interdisciplinary approach]. Doctoral Dissertation. Çukurova Üniversitesi. Adana
- Boyraz, C. (2015). *Oyun ve fiziki etkinliklere dayalı fen eğitimi: disiplinlerarası öğretim uygulaması*. [Science education based on games and physical activities: an interdisciplinary teaching practice]. Unpublished Master Dissertation, Anadolu Üniversitesi, Eskişehir.
- Campbell, C. ve Henning, M. B. (2010). Planning, teaching, and assessing elementary education interdisciplinary curriculum. *International Journal of Teaching And Learning In Higher Education*. 22(2), 179-186
- Cervetti, N., Barber, J., Dorph, R., Pearson, P., & Goldschmidt, P. (2012). The impact of an integrated approach to science and literacy in elementary school classrooms. *The Journal Of Research In Science Teaching*, 49(5), 631-638.
- Chan, Man T. 2005. Features of an integrated primary curriculum. *International Conference on Education*, Singapore. <http://Libir1.l.ed.Edu.Hk/Dspace/Handle/2260.2/879?Mode=Full>
- Christensen, L. B., Johnson, R. B., & Turner, L. A. (2015). *Araştırma yöntemleri: Desen ve analiz*. [Research methods: Design and analysis]. (Çev. Ed. A. Aypay). Ankara: Anı Yayıncılık.

- Coşkun, Y. ve Yıldırım, A. (2009). Üniversite öğrencilerinin değer düzeylerinin bazı değişkenler açısından incelenmesi. [Examining the value levels of university students in terms of some variables]. *Yüzüncü Yıl Üniversitesi Eğitim Fakültesi Dergisi*, 1 (6), 311-328.
- Creswell, J. W. (2003). *A framework for design. Research design: qualitative, quantitative, and mixed methods approach*. Sage.
- Çelebi, G. (2020). *Beşinci sınıf Matematik öğretim programı ile bütünleştirilmiş bilimsellik değeri eğitim programının etkililiğinin incelenmesi*. [Investigation of the effectiveness of the science value education program integrated with the fifth grade mathematics curriculum]. Unpublished Master Dissertation. Eğitim Bilimleri Enstitüsü, Marmara Üniversitesi. İstanbul.
- Çelik, İ. (2017). *Tarih öğretiminde disiplinlerarası ilişkilendirmelerin kullanımı*. [The use of interdisciplinary associations in history teaching]. Unpublished Master Dissertation, Karabük Üniversitesi, Karabük.
- Demir, E. (2009). *İlköğretim ikinci sınıflarda uygulanan disiplinler arası bütüncül öğretim yaklaşımının etkisi*. [The effect of the interdisciplinary holistic teaching approach applied in the second grades of primary education]. Unpublished Master Dissertation, Selçuk Üniversitesi, Konya.
- Demir, F. (2018). *Değer öğretimi yaklaşımlarına göre hayat bilgisi dersinde değerler eğitimi*. [Values education in life studies course according to values teaching approaches]. Doctoral Dissertation. Eğitim Bilimleri Enstitüsü, İnönü Üniversitesi. Malatya.
- Demirci Güler, M. P. & Açıkgöz, S. N. (2019). Examination of the science course curriculum of the year 2018 in terms of including lesson outcomes regarding responsibility *Journal of Qualitative Research in Education*, 7(1), 391-419.
- Demirel, Ö., Tuncel, İ. Demirhan, C. & Demir, K. (2008). Çoklu zeka kuramı ile disiplinlerarası yaklaşımı temel alan uygulamalara ilişkin öğretmen-öğrenci görüşleri, [Teacher-student views on practices based on multiple intelligence theory and interdisciplinary approach]. *Eğitim ve Bilim*, 33(147), 14-25.
- Doğanay, A. (2006). Değerler eğitimi. İçinde C. Öztürk (Ed.) *Hayat bilgisi ve sosyal bilgiler öğretimi: Yapılandırmacı bir yaklaşım* [Values education. In C. Oztürk (Ed.) Life studies and social studies teaching: A constructivist approach]. Ankara: Pegem A.
- Doğanay, A., Karakuş, M. ve Bolat, Y. (2013). Sosyal bilgiler dersinde disiplinler arası öğretime yönelik öğretmen görüşleri. [Teachers' views on interdisciplinary teaching in social studies course]. *II Uluslararası Sosyal Bilgiler Eğitimi Sempozyumu Full text proceed*. 403-422). 26-28 Nisan 2013, Aksaray.
- Drake, S. M., & Burns, R. C. (2004). Meeting standards through integrated curriculum Association For Supervision and Curriculum Development. Virginia, USA.

- Ekşi, H. (2003). Temel insani değerlerin kazandırılmasında bir yaklaşım: Karakter eğitimi programları. [An approach to gaining basic human values: Character education programs]. *Değerler Eğitimi Dergisi*, 1(1), 79-96.
- Ernest, P. (1989) *The Impact of Beliefs on the Teaching of Mathematics*, in P. Ernest, Ed. *Mathematics Teaching: The State of the Art*, London: The Falmer Press.
- Farrer, F. (2000) *A quiet revolution: encouraging positive values in our children* (London, Random House).
- Fidan, N., & Erden, M. (2001). *Eğitime giriş* [Introduction to education]. İstanbul: Alkım.
- Fogarty, R. (1991). Ten ways to integrate curriculum. *Educational Leadership*, 49(2), 61-65.
- Guercio, C. J. 2003. *An interdisciplinart curriculum and its positive effect on student motivation in the classroom*. Unpublished Master Thesis. The Institution of Education. Caldwell College.
- Güneş, N. (2007). *An analysis of the revised english curriculum for primary school grade 4 from a cross-curricular standpoint: Compatibility with the social sciences curriculum*. Unpublished Master Dissertation, Eğitim Bilimleri Enstitüsü. İstanbul Üniversitesi, İstanbul.
- Güven, E. (2012). *Disiplinler arası yaklaşıma dayalı çevre eğitiminin ilköğretim 4. sınıf öğrencilerinin çevreye yönelik tutumlarına ve davranışlarına etkisinin incelenmesi*. [Investigation of the effect of environmental education based on interdisciplinary approach on the attitudes and behaviors of primary school 4th grade students towards the environment]. Unpublished Master Thesis. Eğitim Bilimleri Enstitüsü, Erciyes Üniversitesi. Kayseri.
- Hartzler, D. H. (2000). A meta-analysis of studies conducted on integrated curriculum programs and their effects on student achievement. Unpublished Doctoral Dissertation. The University of Indiana, Bloomington (Umr: 9967119).
- Hawkes, N. (2007) Values and quality teaching at West Kidlington Primary School, in T. J. Lovat & R. Toomey (Eds), *Values education and quality teaching: the double helix effect* (Sydney, David Barlow Publishing), 115–133.
- Işık Tertemiz, N. (2004). The impact of integrated activities based on multiple intelligence theory on student achievement. *Eğitim ve Bilim*, 9(134), 1-10.
- Işık Tertemiz, N. ve Aslantaş, S. (2018). *Thematic learning in an interdisciplinary approach*. Lamber Academic Publication.
- İpekçi, S. (2018). *Altıncı sınıf Matematik öğretim programı ile bütünleştirilmiş değerler eğitimi program tasarısının etkililiğinin incelenmesi*. [Examining the effectiveness of the values education program design integrated with the sixth grade mathematics curriculum]. Unpublished Master Dissertation. Eğitim Bilimleri Enstitüsü, Marmara Üniversitesi, İstanbul.
- Karakuş, M., & Aslan, S. (2016). İlkokulda disiplinlerarası öğretime yönelik mevcut durumun incelenmesi. [Examination of the current situation for interdisciplinary teaching in primary school]. *İlköğretim-Online*, 15(4), 1325-1344.

- Katılmış, A., Ekşi, H., & Öztürk, C. (2010). Sosyal bilgiler dersi kazanımlarıyla bütünleştirilmiş bilimsellik odaklı karakter eğitimi programının etkililiği [The effectiveness of the science-oriented character education program integrated with the social studies course gains]. *Sosyal Bilgiler Eğitimi Araştırmaları Dergisi*, 1(1), 50-87.
- Keçe, M. ve Merey, Z. (2011). İlköğretim sosyal bilgiler kazanımlarının sosyal bilimler disiplinlerine ve disiplinler arası anlayışa uygunluğunun belirlenmesi. [Determining the conformity of primary school social studies achievements to social sciences disciplines and interdisciplinary understanding]. *Yüzüncü Yıl Üniversitesi, Eğitim Fakültesi Dergisi*, VIII,(I), 110-139
- Keskin, Y. (2014). Değer davranış ilişkisi. İçinde B. Dilmaç, & H. H. Bircan (Ed.), *Değerler ve değer psikolojisi* [Value behavior relationship. In B. Dilmaç, & H. H. Bircan (Ed.), Values and value psychology] (pp. 103-135). Ankara: Pegem A Yayınları.
- Köstekçi, E., Kurupınar, A. ve Kırıl, İ. (2016). *Küreselleşme kaskacında değerler eğitimi*. [Values education in the grip of globalization]. V. EYFOR Full Text Proceedings Book (ss. 103-117). Ankara
- Lee, J., & Zhou, M. (2015). The Asian American achievement paradox. NY: Russell Sage Foundation.
- Leung, F.K.S. (2006). Mathematics education in East Asia and the West: Does culture matter? In F. S. Leung, K.-D. Graf, & F. J. Lopez-Real (Eds.), *Mathematics education in different cultural traditions: A comparative study of East Asia and the West* (pp. 21-46). NY: Springer.
- Locke, J. (1779) *Some thoughts concerning education*. London: J. and R. Tonson
- Loepp, F. L. (1999). Models of curriculum integration. *The journal of technology studies*, 25(2), 21-25.
- Macit, B.B (2020). 6. Sınıf Matematik öğretim programıyla bütünleştirilmiş değerler eğitiminin yaratıcı drama yöntemiyle etkililiğinin incelenmesi. [Examining the effectiveness of values education integrated with the 6th Grade Mathematics curriculum with the creative drama method]. Unpublished Master Dissertation. Aydın Adnan Menderes Üniversitesi/Fen Bilimleri Enstitüsü, Aydın
- Mckenna, J. C. (2007). *The development and implementation of an integrated curriculum at an elementary math, science, and technology magnet school*. Unpublished Doctoral Dissertation. University of California (Umr: 3252789).
- MEB (2018). *İlköğretim sosyal bilgiler dersi öğretim programı ve kılavuzu (4-5. Sınıflar)*. [Primary education social studies course curriculum and guide (Grades 4-5)]. Ankara: Devlet Kitapları.

- MEB, (2017). *Ortaöğretim (9., 10., 11., ve 12., sınıflar) fizik öğretim programı*. [Secondary education (9th, 10th, 11th, and 12th grades) physics curriculum]. Ankara: Talim ve Terbiye Kurulu Başkanlığı.
- Metcalf, L. E. (1971). *Values education: rationale, strategies, and procedures*. National Council for the Social Studies Nadeau, Sylvie; Cadrin-Pelletier.
- Morris, J. L. (2008). *A qualitative investigation of interdisciplinary mixed ability co-operative classes in an inner-ring suburban high school*. Unpublished Master's Thesis, University Of Cleveland State (Umi: 3341349).
- Nalçacı, A. (2016). Değer kazandırmada örnek olay inceleme yöntemi. R. Turan ve K. Ulusoy (Ed.). *Farklı yönleriyle değerler eğitimi*, [Case study method in valuation. R. Turan and K. Ulusoy (Ed.). Values education with different aspects]. Ankara: Pegem Akademi Yayıncılık.
- Obradovich, K. R. (2009). *Addressing Academic Rigor And Social Competence Through Interdisciplinary Teaming: A Case Study*. Unpublished Doctoral Dissertation. Northern University Of Illinois (Umi: 3359027).
- Oliver, D. W., & Newmann, F. M. (1967). *Cases and controversy: Guide to teaching the public issues series*, Harvard Social Studies Project, and Supplement.
- Oliver, D. W., & Newmann, F. M. (1972). *Taking a stand: A guide to a clear discussion of public issues* (rev. ed.). Middletown, CT: Xerox Corporation.
- Özçelik, C., & Semerci, N. (2016). Disiplinler arası öğretim yaklaşımına dayalı hazırlanan öğretim etkinliklerinin, öğrencilerin geometrik cisimlerin hacimleri konusundaki akademik başarılarına etkisi. [The effect of teaching activities based on an interdisciplinary teaching approach on the academic achievement of students on the volumes of geometric objects]. *Fırat Üniversitesi Sosyal Bilimler Dergisi*, 26(2), 141-150.
- Öztürk, A. (2009). *Fizik problemlerini çözmeye yüksek ve düşük başarılı fen ve teknoloji öğretmen adaylarının fizik problem çözme süreçlerinin bilişsel farkındalık açısından incelenmesi*. [Investigation of physics problem solving processes of high and low successful science and technology teacher candidates in solving physics problems in terms of cognitive awareness]. Unpublished Master Dissertation, Çukurova Üniversitesi, Sosyal Bilimler Enstitüsü, Adana.
- Öztürk, İ. H. (2019) *Disiplinlerarası yaklaşım temelli geliştirilen öğretim programı tasarımının fen eğitiminde eleştirel düşünme becerilerine, sorgulayıcı öğrenme becerileri algısına, derse yönelik tutumlarına ve akademik başarılarına etkisinin incelenmesi*. [Investigation of the effects of the curriculum design developed on the basis of an interdisciplinary approach on critical thinking skills, perception of inquiry learning skills, attitudes towards the course and academic achievement in science education]. Doctoral Dissertation. Çukurova Üniversitesi. Adana

- Pehlivan, İ. (2015). *Ortaokullarda farklı disiplinlerle işbirliğinin görsel sanatlar dersindeki başarıya etkisi*. [The effect of cooperation with different disciplines on success in visual arts course in secondary schools]. Unpublished Master Dissertation, Karadeniz Teknik Üniversitesi, Trabzon.
- Sam, L., & Ernest, P. (1997). Values in mathematics education: What is planned and what is espoused. *British Society for Research into Learning Mathematics*, 37.
- Sarmusak, D. (2011). *İlköğretim öğrencilerinin empatik eğilimleri ve algıladıkları öğretmen tutumlarının öğrencilerin ahlaki değer yargılarına etkisi*. [The effect of primary school students' empathic tendencies and perceived teacher attitudes on students' moral value judgments]. Unpublished Master Dissertation. Gazi Üniversitesi, Eğitim Bilimleri Enstitüsü Ankara
- Shaver, J. P., & Larkins, A. G. (1973). *The analysis of public issues program*. Houghton Mifflin.
- Sözer, M., & Yılmaz, F. (2019). *Karakter Gelişiminde ve Eğitiminde Aile, Çevre ve Okul*. [Family, Environment and School in Character Development and Education]. Ankara: Pegem Akademi.
- Superka, D. P., Ahrens & C., Hedstrom. (1976). Conceptual approaches, materials analyses, and an annotated bibliography. In. (Eds). Superka, D. P., Ahrens, C., Hedstrom, J. E., Ford, L. J., & Johnson, P. L. *Values education sourcebook*: Colorado: Social Science Education Consortium.
- Superka, D. P., Ahrens, C., Hedstrom, J. E., Ford, L. J., & Johnson, P. L. (1976). *Values education sourcebook*. Colorado: Social Science Education Consortium
- Şahbaz, N. K., & Çekici, Y. E. (2012). Disiplinler arası bir disiplin olarak Türkçe eğitimi. [Turkish education as an interdisciplinary discipline]. *Electronic Turkish Studies*, 7(3). 2367-2382.
- Tahiroğlu, M. ve Tay, B. (2020), Değerler ve değerler eğitimi, İçinde (Ed.). Oğuz Namdar, A. *İlkokulda drama ile değerler eğitimi uygulamaları*. [Values and values education, In (Ed.). Oğuz Namdar, A. Values education practices with drama in primary school]. Ankara: Pegem Akademi Yayınları.
- Tay, B. (2017). Hayat Bilgisi: Hayatın bilgisi. İçinde. (Ed.). Tay, B. Uçuş Güldalı, Ş. ve Baş, M. *Etkinlik örnekleriyle Hayat Bilgisi öğretimi*. [Life Science: Knowledge of life. In. (Ed.). Tay, B. Uçuş Guldali, S. and Baş, M. Life Studies teaching with examples of activities.]. Ankara: Pegem Akademi.
- Taylor, J.M. (2011). *Interdisciplinary authentic assessment: Cognitive expectations and student performance*. Unpublished Doctoral Dissertation, University of Pepperdine.
- Tekerek, B., & Cebesoy, Ü. B. (2017). 8. Sınıf öğrencilerinin ısı-sıcaklık ünitesindeki çizgi grafiği ile ilgili zorlukları üzerine disiplinlerarası bir çalışma. [An interdisciplinary study on 8th grade students' difficulties in line graphing in the heat-temperature unit]. *Necatibey Eğitim Fakültesi Elektronik Fen ve Matematik Eğitimi Dergisi*, 11(2), 307-332.

- Tertemiz, N. (2017). Matematikte öğretimsel stratejiler (4.Cilt). İçinde. Özmen, E. R. *Öğrenme güçlüğü sınıf içi destek seti*. [Instructional strategies in mathematics (Vol. 4). Inside. Özmen, E. R. Learning disability classroom support kit]. Eğiten Kitap. Ankara.
- Tertemiz, N., & Çakmak, M., (2000). Bütünleştirilmiş program modelleri ve ilköğretim matematik dersi. [Integrated curriculum models and primary school mathematics course]. *Milli Eğitim Dergisi* ,152, 34-42.
- Trent, A. & Riley, J.A. (2009). Re-placing the arts in elementary school curricula: an interdisciplinary, collaborative action research project. *Perspectives On Urban Education*, 6(2), 14-28
- Turhan Türkkan, B. (2017) *SosyoMatematiksel konularla bütünleştirilmiş Matematik öğretimi: sosyal adalet ve eşitlik değerlerine ilişkin farkındalık ile problem kurma becerisi geliştirmeye yönelik bir eylem araştırması*. [Mathematics teaching integrated with socio-mathematical issues: an action research aimed at developing awareness and problem posing skills regarding the values of social justice and equality]. Doctoral Dissertation. Çukurova Üniversitesi. Adana.
- Uzunkol, E., & Yel, S. (2016). Hayat Bilgisi dersinde uygulanan değer eğitimi programının özsaygı, sosyal problem çözme becerisi ve empati üzerine etkisi. [The effect of the values education program applied in the Life Studies course on self-esteem, social problem solving skills and empathy]. *Eğitim ve Bilim*, 41(183), 267-292.
- Wei, M.-H., & Eisenhart, C. (2011). Why do Taiwanese children excel at math? *The Phi Delta Kappan*, 93(1), 74-76.
- Weidenfeld, W. H. (2002). Constructive conflicts: Tolerance learning as the basis for democracy. *Prospect*, 32(1), 95-102.
- Whisenhunt, T. G. (2009). *The impact of interdisciplinary lesson study on teachers' instructional decisions and technology use*. Unpublished Doctoral Dissertation. University of Oklahoma. Norman, Oklahoma.
- White, D. J., & Carpenter, J.P. (2008). Integrating mathematics into the introductory biology laboratory course. *Proquest Science Journals*, 8(1), 22-38.
- Yalçın, O. (2020) *Disiplinler arası bağlam temelli öğrenme yaklaşımına dayalı fizik öğretim programının uygulanma süreci ile öğrencilerde bilişsel ve duyuşsal açıdan yarattığı değişimin incelenmesi*. [Examination of the application process of the physics teaching program based on the interdisciplinary context-based learning approach and the cognitive and affective changes in students]. Doctoral Dissertation. Çukurova Üniversitesi. Adana.
- Yıldırım, A. (1996). Disiplinler arası öğretim kavramı ve programlar açısından doğurduğu sonuçlar. [The concept of interdisciplinary teaching and its consequences in terms of programs]. *Hacettepe Üniversitesi Eğitim Fakültesi Dergisi*, 12, 89-94.

Biographical notes:

Murat Baş: Murat Baş earned a Ph.D. in Primary School Education from Gazi University. He is a research asisstant at the Kırşehir Ahi Evran University

Bayram Tay: Bayram Tay earned a Ph.D. in Social Studies Teaching from the Gazi University. At Kırşehir Ahi Evran University, he is a Professor and head of Elementary Education.

Neşe Işık Tertemiz: Neşe Işık Tertemiz earned a Ph.D. in Program Development And Teaching in Primary Education from the Hacettepe University. She is a Professor at Gazi University.

Copyright: © 2021 (Baş, Tay & Işık Tertemiz). Licensee Mevlut Aydogmus, Konya, Turkey. This is an open-access article distributed under the terms of the [Creative Commons Attribution License](#), which permits unrestricted use, distribution, and reproduction in any medium, provided the original authors and source are credited.

Author(s)' statements on ethics and conflict of interest

Ethics statement: We now declare that research/publication ethics and citing principles have been considered in all the stages of the study. We take full responsibility for the paper's content in case of a dispute.

Statement of interest: We have no conflict of interest to declare.

Funding: None

Acknowledgments: None