

Hafta 1 - Hesap Makinesi Çalışma Soruları

1) $4^2 + 5^3 = ?$

2) $\sqrt{9+7} = ?$

3) $\frac{4.723}{5.440} =$

4) $\frac{9.2+2.458}{7.54-3.35} = ?$

5) $\frac{3.85+0.205}{2.54*6.42} + \frac{2.76*28.68}{78.8512} = ?$

6) $\frac{(4.25^3+5.14^4)^2}{(7.29^3+0.459^5)^3} = ?$

7) $A = 12, B = 8 \rightarrow \sqrt{(A+B)} = ?$

8) $42.891 \text{ m} * \sin(30.4218^\circ) = ?$

9) $\sqrt{((42.374 - 21.148)^2 + (28.463 - 11.359)^2)} = ?$

NNo	Y (m)	X (m)
7	514328.956	4021850.521
9	514425.209	4021906.175
2	514403.021	4021799.468

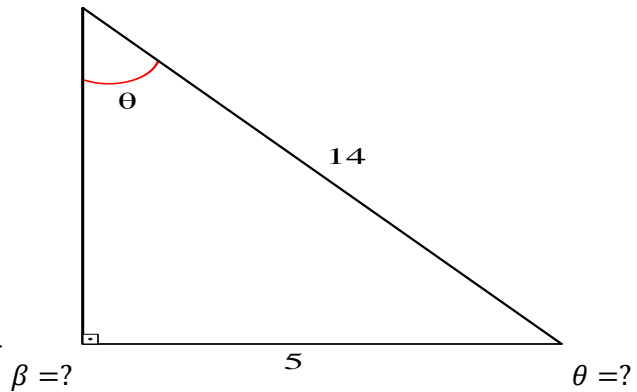
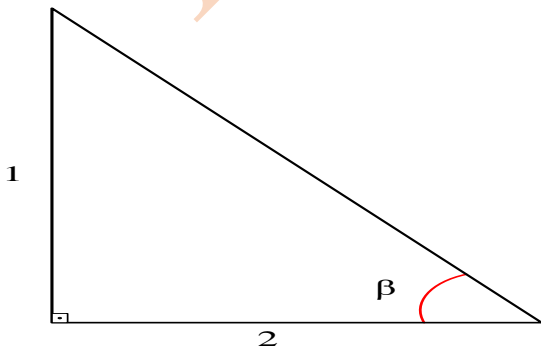
10)

$$2 * F = X_7 * (Y_9 - Y_2) + X_9 * (Y_2 - Y_7) + X_2 * (Y_7 - Y_9)$$

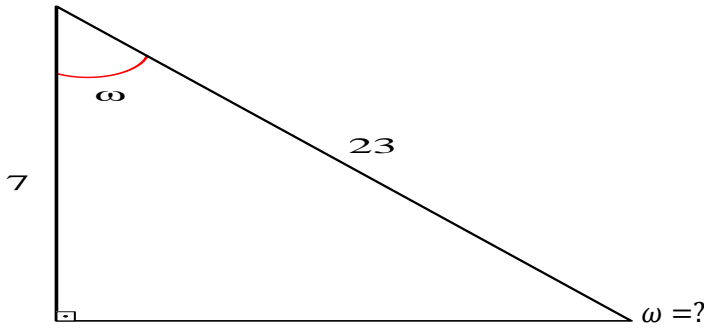
$$F = ?$$

11) $A = 30^\circ \rightarrow \sin(A) = ?$

12)



13)



$39^{\circ} 12' 23.5468''$ derece dakika saniye haneleri ile verilen açı değerinin reel sayı karşılığı nedir?

33.56983098° derece açı biriminde verilen değeri derece dakika ve saniye haneleriyle gösteriniz.

14)

a	6378137.000 m
f	0.003352810681184
b	6356752.314140

$$B = \text{enlem} = 30^{\circ} 52' 33.8733''$$

$$f = \frac{a - b}{a}$$

$$c = \frac{a^2}{b} = ?$$

$$\rho = \frac{180^{\circ}}{\pi}$$

$$t = \tan(B) = ?$$

$$e'^2 = \frac{a^2 - b^2}{b^2} = ?$$

$$\eta^2 = e'^2 * \cos^2(B) = ?$$

$$V = \sqrt{(1 + \eta^2)} = ?$$

$$N = \frac{c}{V} = ?$$

$$A_2 = \frac{N * \cos^2(B) * t}{2 * \rho^2} = ?$$

$$A_3 = \frac{N * \cos^3(B) * (1 - t^2 + \eta^2)}{6 * \rho^3} = ?$$